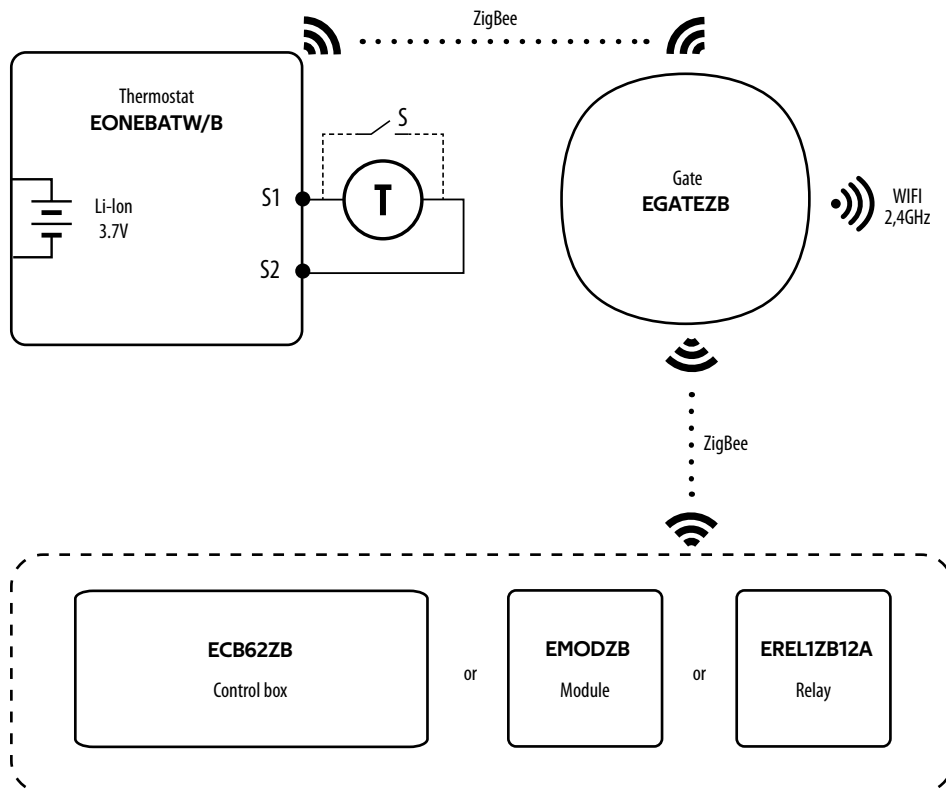

















WIRING DIAGRAM - EONEBATW/B

ZigBee Smart Thermostat



LEGEND

	Battery powered		Ground (electricity)		Wireless communication
	Fuse		Pump		Heating mode
	230V AC power supply		Valve actuator		Occupancy sensor or ON/OFF contact
	Voltage-free output		Temperature sensor		S1, S2 Input terminals
	Boiler - Boiler connection * - Boiler's contacts for ON/OFF thermostat (according to the boiler's instructions)		Thermoelectric actuator		SL → 230V AC voltage output